


# TABARKA STUDIO

Terracotta

ARCHITECTURAL  
CERAMICS



TRAVIATA CHARCOAL & SILVER



ZIG ZAG LARGE IN EXTRA VIRGIN




MEDITERRANEAN 26 CHARCOAL

Tabarka terracotta is hand crafted of a special mixture of clays and adhesives that make it resistant for floor traffic and easy to install on walls. Small imperfections like tiny cracks and chips are inherent to the tile and should be expected. This product is a hand made and hand painted old-world artisan product. Like any other artisan made product they may present some color and size variations from lot to lot.




SHAPES

ARABESCO SMALL



6" X 6"  
available in any field color

MARRAKECH




4" X 4"  
available in any field color

FAN




6" X 5 1/4"  
available in any field color

MINI ARABESCO



12" X 12" mesh mounted sheets  
available in any field color

TUNISIAN



6" X 6"  
available in any field color

MASOUDA



4" X 4 1/4"  
available in any field color

ARABESCO LG.




8 3/4" X 10 3/4"  
available in any field color

OCTAGON



5 1/4" X 5 1/4" (2" X 2" cabochon)  
available in any field color

HEXAGON



5" (textured)  
available in any field color

MOROCCAN



6" X 6" available in any field color

PICKET



7" X 3"  
available in any field color

BRICK



7 1/2" X 2 1/2" (textured)  
available in any field color

BRICK




3" X 6" &  
4 3/16" X 8 1/16"  
available in any field color




## COLOR PALETTE

FIELD COLORS (for better color accuracy please refer to control samples)



charcoal



oxford



gray



mezzanotte



royal blue



colonial blue



turquoise




robin's egg



aqua



eilat



extra virgin



antique green



green tea



salvia




zahatar




negev



dark stain



mocka



java



toscana



caramelo




paprika



oriental red



uva



pinot




petel



coral



saffron



honey



ochre



banana



vanilla



sand



latte




off white



lavan



copper



silver




gold

Tabarka Terracotta is a handmade product and color or shade matching from shipment to shipment cannot be guaranteed. For any add-ons to existing orders, we recommend sending a control sample to minimize any variations in color.



## TRIM



### Trims & Moldings

1: 2 1/4" X 8" Chairrail

1a: 2 1/4" X 2" Corner

2: 1" X 8" Bar liner

3: 4 1/4" X 1 3/8" Quarter round

3a: 1" X 1" Beak

C: 8 1/8" X 2 3/4" Molding

E: 4 1/2" X 2 1/2"

F: 4" X 3 1/2"

G: 4" X 3/4" Half Round



Note: This is the standard color difference when ordering field tile to match a deco. In order for the 3x6 solid to closer match the subdued color in the deco you must request the solid field be "brushed on off white" to achieve the more muted 3x6 solid field color. This process is labor intense and has special pricing.

6x6 Nord Lombardia 3 in Oxford glaze  
3x6 Solid Oxford glaze



## FINISHES

### DISTRESSED EDGE

Nearly every terracotta product is made with a distressed edge where some of the glaze is rubbed off on the edges to let the terracotta show through. A distressed edge is typically installed with a wider grout joint that allows the edge to stand out. Please specify which edge treatment you prefer.



DISTRESSED EDGE

NO DISTRESSED

### CHIPS

Each tile is designed to show chips that have been stained and fired in the kiln. This is very much a part of the old world artisan hand-made design and it is recommended that you leave these exposed when grouting.



### TEXTURE

Brushed and smooth finish are both standard finishes for the 4 5/8 x 4 5/8, size. Please specify which finish you prefer. The textured bisque can also be ordered in 7x7, and 2 1/2 x 7 1/2.



TEXTURED FINISH



SMOOTH FINISH

### GLAZED EDGES

Up to three sides of a square tile can be glazed in the kiln. This process does not change the texture and the bisque is still visible. If you prefer the glazed edge as opposed to a miter, recess into drywall, or trim piece please ask your salesperson for the glazed edge. This process is labor intense and has special pricing.



STANDARD UN-GLAZED EDGE



GLAZED EDGE



## TECHNICAL INFORMATION

### BODY

Tabarka Studio Terracotta is a hand-crafted, special mixture of clays and adhesives that make it resistant to floor traffic and easy to install on walls. Small imperfections like tiny cracks and chips are inherent to the tile and should be expected. The Terracotta is made in Arizona and some of the glazes are prepared in Mexico.

### VARIATIONS

Our Terracotta is handmade and hand painted. Like any other artisan made product, they may present some color and size variations from lot to lot. We cannot guarantee color or shade matching from shipment to shipment. For any add-ons to existing orders, we recommend sending a control sample to minimize any variations in color. Each tile is designed to show chips that have been stained and fired in the kiln. This is very much a part of the old world artisan handmade design and it is recommended that you leave these exposed when grouting.

### USES

Our tiles are suitable for use on residential traffic floors and walls just like any other antique terracotta. Depending on the traffic, special care may be needed. The use on kitchen countertops or working surfaces is not recommended since the acidity of liquid spills and excessive heat from cooking utensils may damage the glaze. If using around a fireplace or near a stove (such as kitchen backsplash), care should be taken so that our tiles are not exposed to high levels of direct heat. Our tiles are not recommended for exterior applications.

### WET APPLICATIONS

Suitable for installation on shower walls only. Not suitable for shower floors, steam showers, saunas, or submerged water applications such as pools, fountains, and water lines. We recommend starting installation on shower walls 6" from shower floor. It is always recommended to prepare the surface with a waterproof membrane. Tabarka Studio Terracotta will not be responsible for material failures resulting from use over a damaged, defective, or improperly prepared surface and cannot be held responsible for replacement of tile used in areas with complete water submersion including, but not limited to, pools & fountains. \*\*Byzantine tiles with bronze should not be installed in wet areas.

### CARE & MAINTENANCE

Tabarka Studio tiles are previously sealed. It is not necessary to reseal them previous to grouting. We do recommend sealing the grout after installation. On floor surfaces, cleaning with a damp mop and mild soap is suggested. On walls, you may also apply mild cleaning products like Blem or Murphy's Soap Oil with a soft sponge. Always avoid the use of abrasive products containing bleach, ammonia, and/or paint thinner. Never scrub with rough materials that may scratch the surface.

